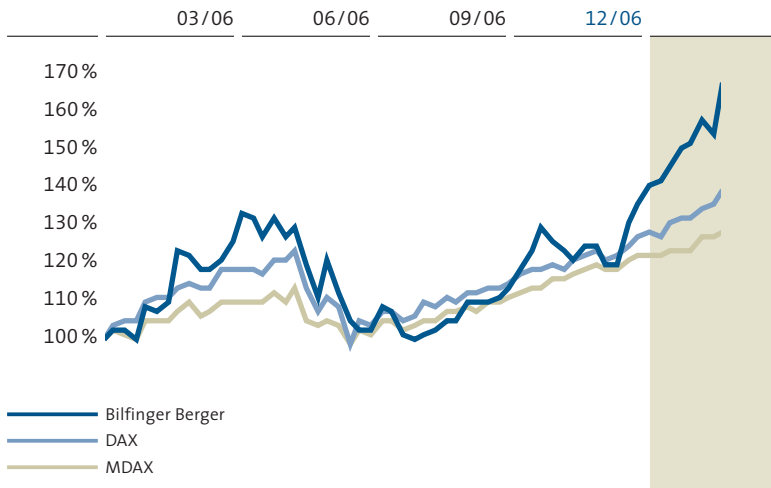


The Bilfinger Berger shares

Relative performance of our shares



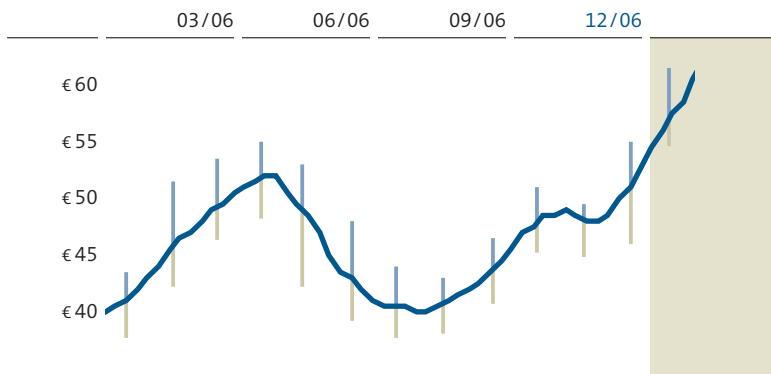
- Bilfinger Berger share price at all-time high
- Out-performance compared with DAX and MDAX
- Higher dividend proposed
- Continuous and open dialog with the capital market

Positive stock-market environment

Prices moved upwards at German stock exchanges in 2006. Increasingly robust domestic economic situation and ongoing high pressure to invest liquid funds were the basis for significant share-price gains. Rising energy prices and political crises only had a temporary impact on this positive environment.

Nonetheless, there were also weaker phases on the stock markets during 2006. Between May and July, many stocks lost the gains they had made at the beginning of the year. There was also a high degree of volatility, and with large trading volumes, sharp price fluctuations also occurred.

Moving 30-day average in combination with monthly highest and lowest prices



Bilfinger Berger share price at all-time high

Bilfinger Berger's stock followed the generally positive market trend, and ultimately significantly surpassed it. The market paid a great deal of attention to construction and construction-related stocks. Share prices already rose sharply in the first four months of the year, due in particular to hopes of a rapid revival of the German construction sector. The threat of impairments on concession projects in Sydney and Lübeck and the generally weak stock-market sentiment in May meant that the share price fell again to the level of the beginning of the year.

Key figures on our shares

€ per share	2002	2003	2004	2005	2006
Earnings	1.66	1.37	1.39	1.80	2.48
Earnings including exceptional items	3.16	3.44			
Dividend	0.55	0.65	1.00	1.00	1.25
Bonus	0.45	0.65			
Dividend-yield ¹	3.8 %	2.4 %	3.3 %	2,5 %	2.3 %
Pay-out ratio ²	33 %	47 %	72 %	56 %	50 %
Highest price	27.20	27.40	32.41	46.44	55.75
Lowest price	14.20	16.30	25.50	30.18	37.71
Year-end price	14.60	27.00	30.25	40.30	55.52
Book value ³	27.80	30.30	30.20	31.20	32,00
Market value / book value ³	0.5	0.9	1.0	1.3	1.7
Market capitalization in € million	531	991	1,112	1,499	2,065
Price-to-earnings ratio ¹	8.8	19.7	21.7	22.4	22.4
Number of shares (in thousands) ⁴	36,362	36,720	36,745	37,196	37,196
Average daily volume (no. of shares)	66,888	103,192	83,414	165,946	286,756

All price details refer to Xetra trading

¹ Based on the year-end closing price not including bonus or exceptional items

² Based on earnings per share

³ Balance-sheet shareholders' equity excluding minority interests

⁴ Based on the year-end

Additional data

ISIN	DE0005909006
WKN	590900
Stock-exchange abbreviation	GBF
Stock exchange	XETRA / Frankfurt, Stuttgart
Deutsche Boerse segment	Prime Standard
Component of	MDAX, Prime Construction, DJ STOXX 600, DJ EURO STOXX, MSCI Europe

The last quarter of 2006 was affected by a series of positive news from Bilfinger Berger, so the share price increased sharply. On the last day of trading in 2006, the share price reached a new all-time high, closing at € 55.52 or 38% above the price at the end of the previous year. And the price continued rising in the first few weeks of the new year.

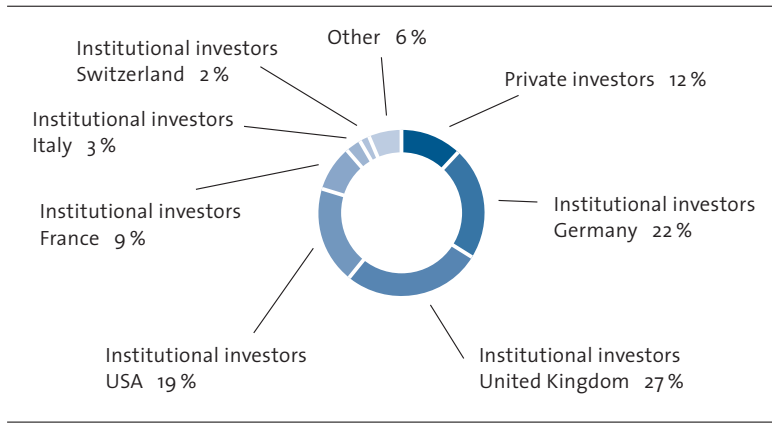
High share liquidity

The liquidity of Bilfinger Berger's shares has improved again. At German stock exchanges including Xetra trading, approximately 73 million of our shares were traded in 2006, 72% more than in the prior year. This trading volume is equivalent to double our market capitalization. We view this as being due to the attractiveness of our stock and the high market liquidity. Daily trading volumes averaged approximately 290,000 shares, which is more than four times as many as five years ago.

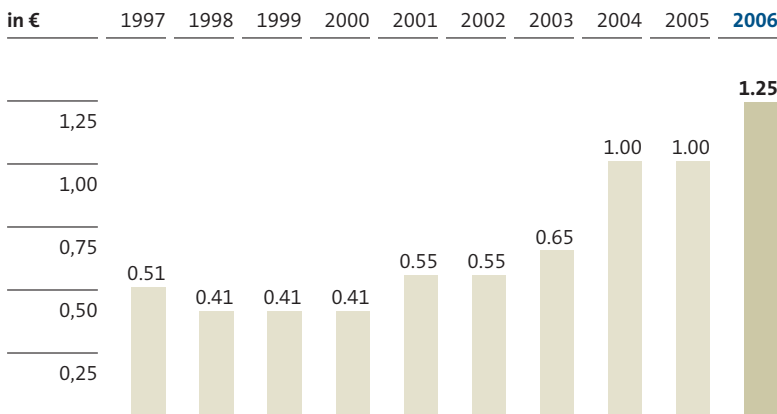
Inclusion in the MSCI index

With a weighting of more than 2%, Bilfinger Berger' stock is one of the strongest in the MDAX. Measured in terms of free-float market capitalization, our shares ranked in 18th position at the end of the year. In addition to the MDAX and the Dow Jones STOXX 600, Bilfinger Berger's shares have also been listed in the MSCI Europe index since the middle of 2006, creating even more interest among investors.

Institutional investors by region (as of December 31, 2006)



Dividend development Bilfinger Berger shares not including bonus dividend



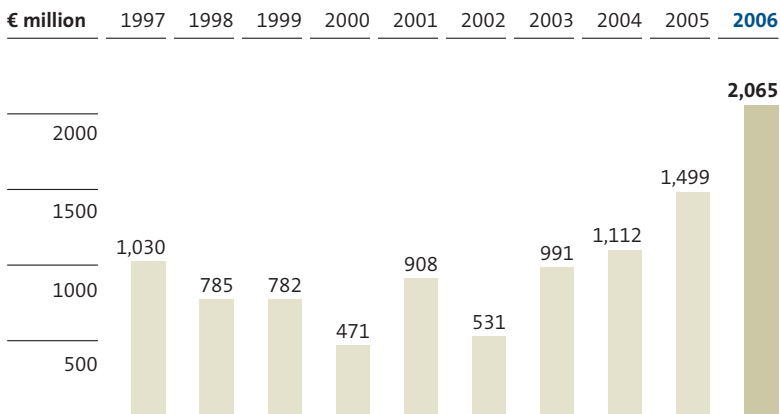
Very international shareholder base

In 2006, we carried out two scheduled shareholder identifications. The results as of December 31, 2006 showed little change compared with the prior year: Institutional investors continue to dominate, and foreign investors hold the majority of our shares. Ranked by country, the largest proportion of shares is held in Germany, followed by the United Kingdom, the United States and France.

Increased dividend of € 1.25 per share

It will be proposed that a dividend of € 1.25 per share should be distributed (prior year: € 1.00). Related to the share price at the end of the year, this represents a dividend yield of 2.3% and a distribution ratio of 50% of the Group's net profit after the deduction of minority interest. As has been the case in the past, Bilfinger Berger's shareholders will, in the future, participate in the success of the company in an earnings-oriented manner.

Market capitalization Bilfinger Berger share



Continuous and open dialog with the capital market

In the year 2006, two capital-market days were organized for institutional investors and analysts to allow them to take a closer look at individual aspects of our operational business. The events focused on industrial services and concession projects and were very well received. We will continue this series with new themes.

Furthermore, we presented Bilfinger Berger at investor conferences in New York, Tokyo, Frankfurt am Main and Munich; we gave roadshows in the European and North American finance centers, and also welcomed many investors as visitors to our headquarters in Mannheim.

The number of financial analysts who continuously follow our business development increased by five to a total of 16. Financial analysts are important multipliers for our equity story.

New Internet presence

We have accommodated the rising demand for information from the capital markets by re-designing our Internet presence and significantly expanding the financial portal. The user now has access to more detailed data and facts on the Company's development.